



DuraPlan
— RESTROOMS —

TECHNICAL GUIDE

Duraline Bench Seating


From communal areas to changing rooms, DuraLine offers the perfect finishing touch

09 972 7682
sales@duraplan.co.nz
www.duraplan.co.nz

Resistant to : Impact, Moisture, Wear & Graffiti

| SYSTEM INFORMATION

- 13mm compact laminate seat slats / tops (optional)
- 90 x 32mm Pine Timber Seats (optional)
- Powder coated or galvanised steel frames:
- Freestanding frames with double-sided seat & coat hooks
- Right angle wall bracket frame
- Floor Mounted bracket frame
- Flexible design & configuration
- Quick & easy installation
- Easy to clean & maintain
- Cost effective & affordable
- Strong & robust, tidy & clean looking appearance
- Standard bracket system or flexible options - customised to suit project available.



| BENCH SEATING OPTIONS




PINE TIMBER:

- 90 x 35mm Machine Gauged
- Brackets at 600-650mm Centres




HARDBOARD SLAT:

- 90 x 35mm Machine Gauged
- Brackets at 600-650mm Centres



COMPACT LAMINATE SLAT:

- 90 x 13mm Machine Edged
- Brackets at 600mm Centres



COMPACT LAMINATE BENCH:

- 400 x 13mm with machine slots
- Brackets at 600mm Centres

| BENCH SEATING COLOURS

- The 13mm Compact Laminate seating options are available in a wide range of colours
- Pine Timber & Hardboard Slats: stand timber poly finishes.

| INSTALLATION

All seating is delivered to site pre-finished, pre-cut and ready for immediate installation.

| WARRANTY DETAILS

Our Standard Warranties are:

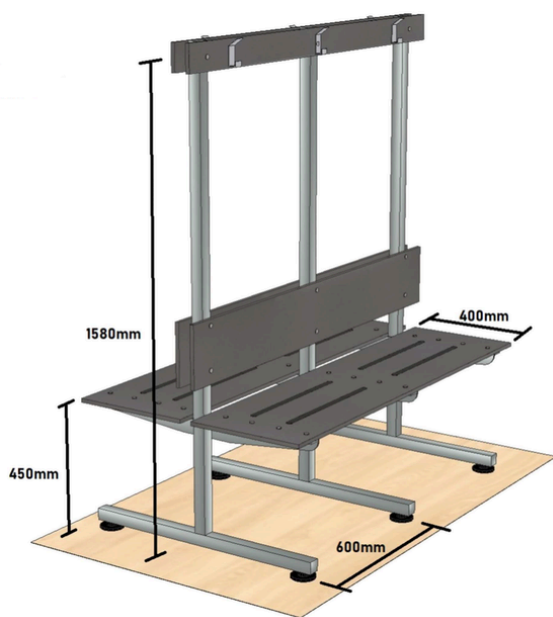
- 10 Years on Panel Integrity
- 2 Years on Hardware
- 2 Years on Installation

Resistant to : Impact, Moisture, Wear & Graffiti

Free Standing Bracket Details

BRACKET SPECIFICATIONS:


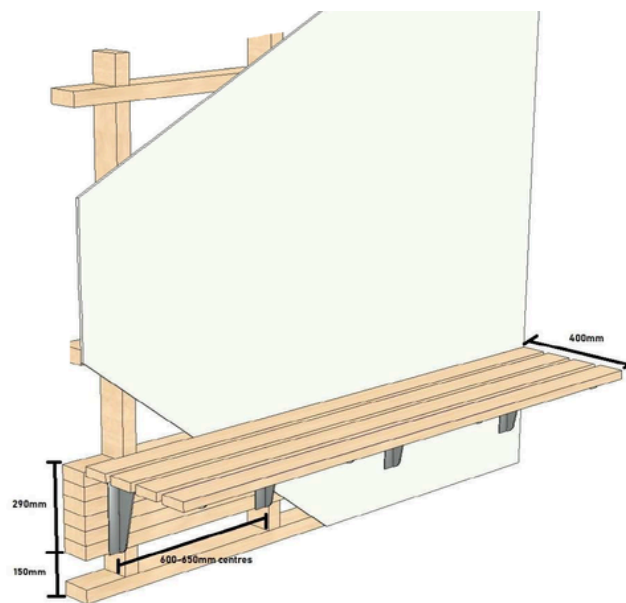
- Finish - Galvanized or powder coated steel
- Span - 600-650mm Centres with wood slats, & 600mm centres with compact laminate seating
- Custom sizes available



Cantilever Bracket Details

BRACKET SPECIFICATIONS:

- Size - 290 x 390 x 45mm
- Finish - Galvanised or powder coated steel
- Span - 600-650mm Centres with wood slats, and 600mm centres with compact laminate seating
- Custom sizes available



Freestanding Cantilever Frame CH: 1675 x 840 x 40mm



Freestanding h Frame CH: 1675 x 840 x 40mm



Freestanding n Frame: Double: 450 x 790 x 40mm Single: 450 x 400 x 40mm



Freestanding Cantilever C Frame: (single) 450 x 400 x 40mm



Freestanding Cantilever Frame: (Double) 450 x 790 x 40mm

Please contact us for Colour Samples or for further Seating information:
 | 09 972 7682 | sales@duraplan.co.nz
 www.duraplan.co.nz

Contact the Restroom Specialists today for all product enquiries or to request a free consultation. Simply scan this QR Code to get immediate access to this products web page.

sales@duraplan.co.nz | 09 972 7682

www.duraplan.co.nz

